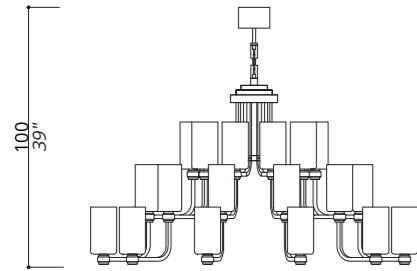
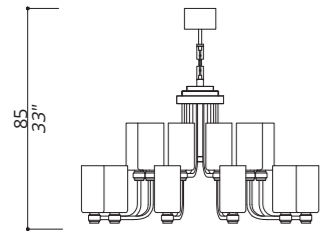
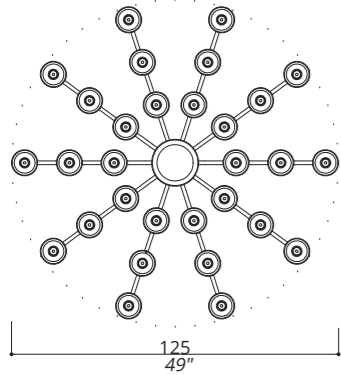


# IDYLL



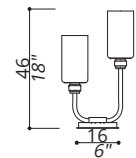
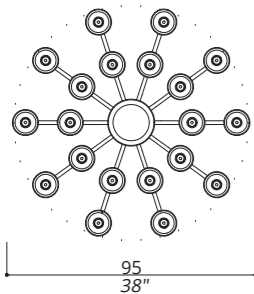
**5112-DN-DNX** CHANDELIER THREE LAYERED ROUND COMPOSITION. 50 CENTIMETRES OF CHAIN INCLUDED. 30 LIGHTS TYPE E14

STRUCTURE IN F\_41 (POLISHED BLACK NICKEL FINISH); DETAILS IN F\_45 (BLACK NICKEL FINISH). SHADES IN F\_45 VARNISH

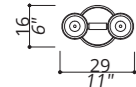


**5113-DN-DNX** CHANDELIER TWO LAYERED ROUND COMPOSITION. 50 CENTIMETRES OF CHAIN INCLUDED. 20 LIGHTS TYPE E14

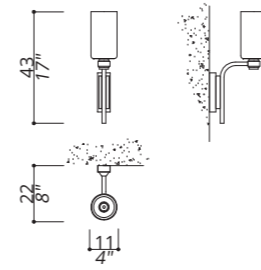
STRUCTURE IN F\_41 (POLISHED BLACK NICKEL FINISH); DETAILS IN F\_45 (BLACK NICKEL FINISH). SHADES IN F\_45 VARNISH



**5131-GDN-GX** TABLE LAMP STRUCTURE AND CONNECTION BOX IN F\_16 (POLISHED LIGHT GOLD FINISH); DETAILS IN F\_45 (BLACK NICKEL FINISH). SHADES IN F\_16 VARNISH 2 LIGHTS TYPE E14

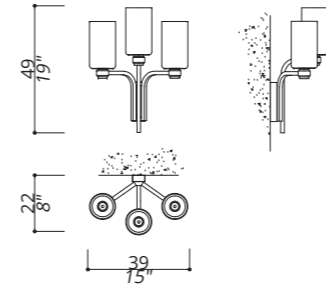


**5131-DN-DNX** STRUCTURE AND CONNECTION BOX IN F\_41 (POLISHED BLACK NICKEL FINISH); DETAILS IN F\_45 (BLACK NICKEL FINISH). SHADES IN F\_45 VARNISH



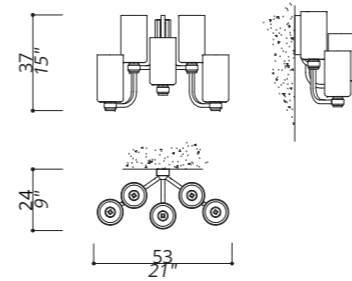
**5121-GDN-GX** WALL LAMP STRUCTURE AND WALL FIXTURE IN F\_16 (POLISHED LIGHT GOLD FINISH); DETAILS IN F\_45 (BLACK NICKEL FINISH). SHADE IN F\_16 VARNISH 1 LIGHT TYPE E14

**5121-DN-DNX** STRUCTURE AND CONNECTION BOX IN F\_41 (POLISHED BLACK NICKEL FINISH); DETAILS IN F\_45 (BLACK NICKEL FINISH). SHADE IN F\_45 VARNISH



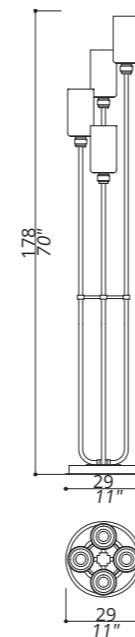
**5123-GDN-GX** WALL LAMP STRUCTURE AND CONNECTION BOX IN F\_16 (POLISHED LIGHT GOLD FINISH); DETAILS IN F\_45 (BLACK NICKEL FINISH). SHADES IN F\_16 VARNISH 3 LIGHTS TYPE E14

**5123-DN-DNX** STRUCTURE AND CONNECTION BOX IN F\_41 (POLISHED BLACK NICKEL FINISH); DETAILS IN F\_45 (BLACK NICKEL FINISH). SHADES IN F\_45 VARNISH

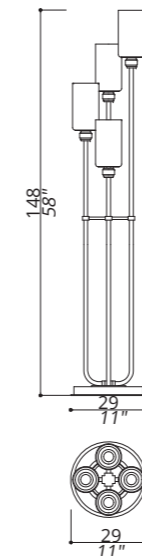


**5125-GDN-GX** WALL LAMP STRUCTURE AND CONNECTION BOX IN F\_16 (POLISHED LIGHT GOLD FINISH); DETAILS IN F\_45 (BLACK NICKEL FINISH). SHADES IN F\_16 VARNISH 5 LIGHTS TYPE E14

**5125-DN-DNX** STRUCTURE AND CONNECTION BOX IN F\_41 (POLISHED BLACK NICKEL FINISH); DETAILS IN F\_45 (BLACK NICKEL FINISH). SHADES IN F\_45 VARNISH

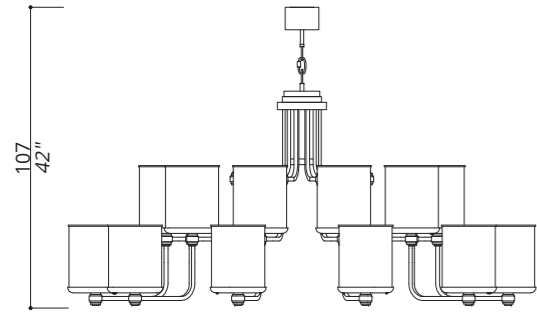


**5141-DN-DNX** FLOOR LAMP STRUCTURE IN F\_41 (POLISHED BLACK NICKEL FINISH); DETAILS IN F\_45 (BLACK NICKEL FINISH). SHADES IN F\_45 VARNISH 4 LIGHTS TYPE E14



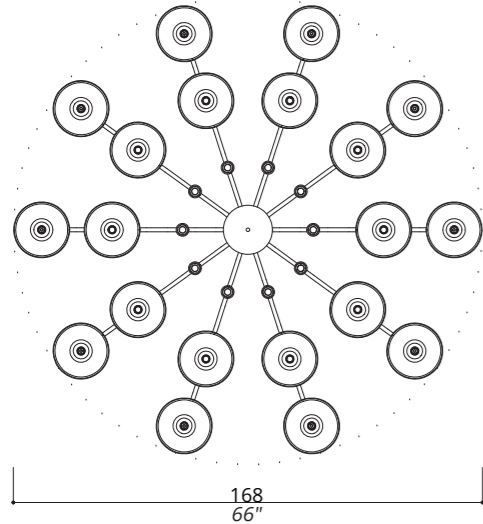
**5142-DN-DNX** FLOOR LAMP STRUCTURE IN F\_41 (POLISHED BLACK NICKEL FINISH); DETAILS IN F\_45 (BLACK NICKEL FINISH). SHADES IN F\_45 VARNISH 4 LIGHTS TYPE E14

# MAXI IDYLL

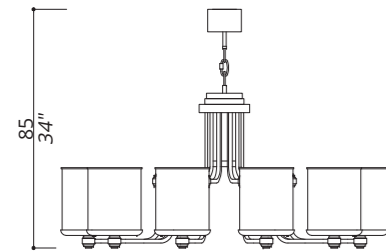


**5211-BB-03F** CHANDELIER 2 LAYERS ROUND CHANDELIER. 50 CENTIMETRES OF CHAIN INCLUDED. 20 LIGHTS TYPE E14

STRUCTURE AND CONNECTION BOX IN F\_10 (NATURAL BRASS). SHADES IN TS\_03 (THIN IVORY WAVE). BRASS FRAMED SHADES.

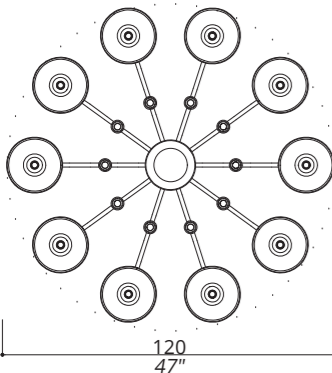


**5211-BB-03** STRUCTURE AND CONNECTION BOX IN F\_10 (NATURAL BRASS). SHADES IN TS\_03 (THIN IVORY WAVE). PLASTIC GOLD TRIMMINGS ON SHADES.



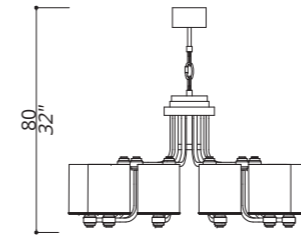
**5212-BB-03F** CHANDELIER 50 CENTIMETRES OF CHAIN INCLUDED. 10 LIGHTS TYPE E14

STRUCTURE AND CONNECTION BOX IN F\_10 (NATURAL BRASS). SHADES IN TS\_03 (THIN IVORY WAVE). BRASS FRAMED SHADES.



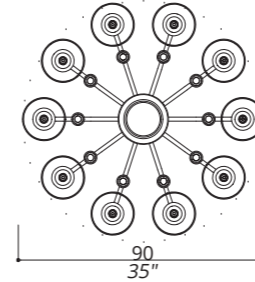
**5212-BB-03** STRUCTURE AND CONNECTION BOX IN F\_10 (NATURAL BRASS). SHADES IN TS\_03 (THIN IVORY WAVE). PLASTIC GOLD TRIMMINGS ON SHADES.

**5212-NN-12** STRUCTURE AND CONNECTION BOX IN F\_33 (BRUSHED NICKEL FINISH). SHADES IN TS\_12 (THIN IVORY MATTE COTTON).

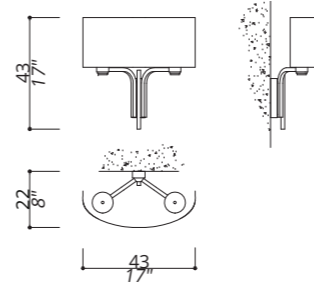


**5213-BB-03** CHANDELIER 50 CENTIMETRES OF CHAIN INCLUDED. 10 LIGHTS TYPE E14

STRUCTURE AND CONNECTION BOX IN F\_10 (NATURAL BRASS). SHADES IN TS\_03 (THIN IVORY WAVE). PLASTIC GOLD TRIMMINGS ON SHADES.

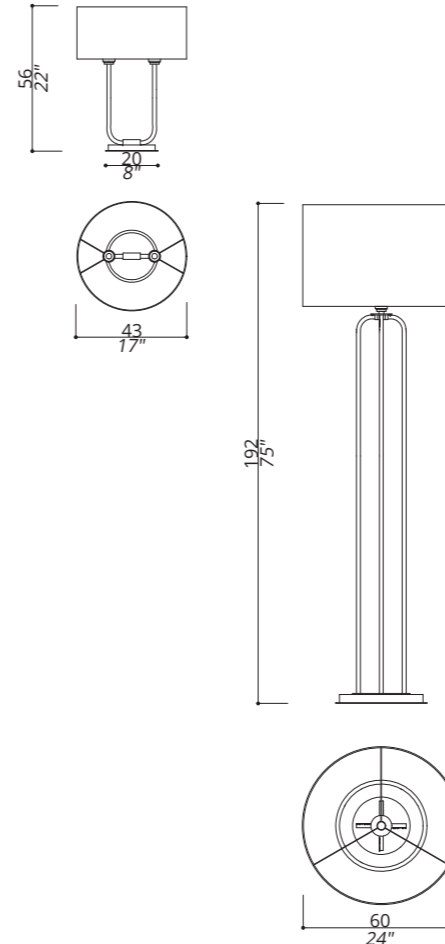


**5213-NN-12** STRUCTURE AND CONNECTION BOX IN F\_33 (BRUSHED NICKEL FINISH). SHADES IN TS\_12 (THIN IVORY MATTE COTTON).



**5223-BB-03** WALL LAMP STRUCTURE AND WALL FIXTURE IN F\_10 (NATURAL BRASS). SHADE IN TS\_03 (THIN IVORY WAVE). PLASTIC GOLD TRIMMINGS ON SHADE. 2 LIGHTS TYPE E14

**5223-NN-12** STRUCTURE AND WALL FIXTURE IN F\_33 (BRUSHED NICKEL FINISH). SHADE IN TS\_12 (THIN IVORY MATTE COTTON).



**5231-BB-03** TABLE LAMP STRUCTURE AND BASE IN F\_10 (NATURAL BRASS). METAL BASE. SHADE IN TS\_03 (THIN IVORY WAVE). PLASTIC GOLD TRIMMINGS ON SHADE. 2 LIGHTS TYPE E14

**5231-NN-12** STRUCTURE AND BASE IN F\_33 (BRUSHED NICKEL FINISH). METAL BASE. SHADE IN TS\_12 (THIN IVORY MATTE COTTON).

**5241-BB-03** STRUCTURE AND BASE IN F\_10 (NATURAL BRASS). METAL BASE. SHADE IN TS\_03 (THIN IVORY WAVE). PLASTIC GOLD TRIMMINGS ON SHADE. 1 LIGHT TYPE E27

**5241-NN-12** STRUCTURE AND BASE IN F\_33 (BRUSHED NICKEL FINISH). METAL BASE. SHADE IN TS\_12 (THIN IVORY MATTE COTTON).